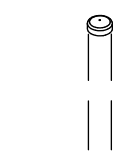
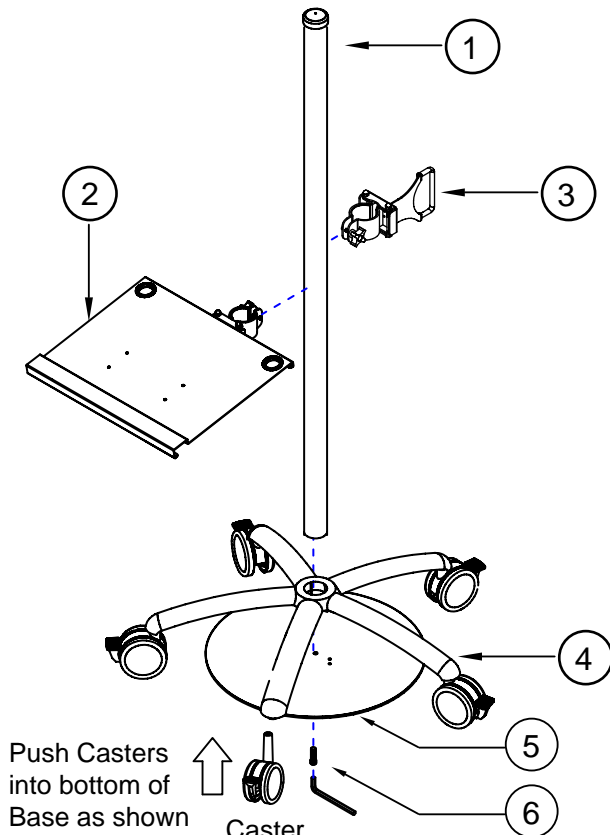
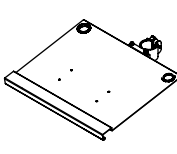

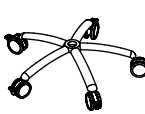


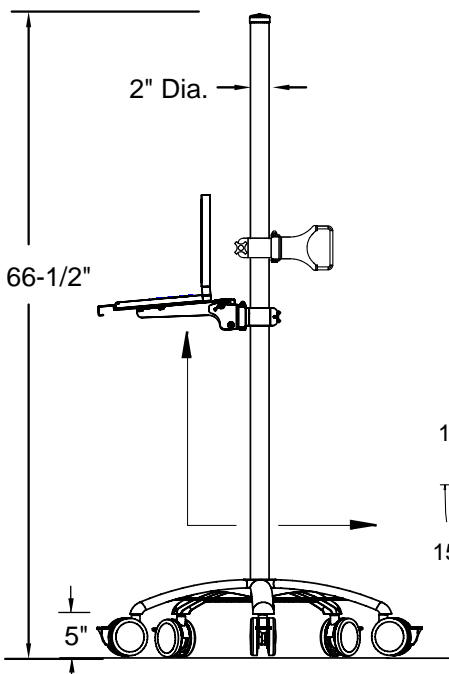
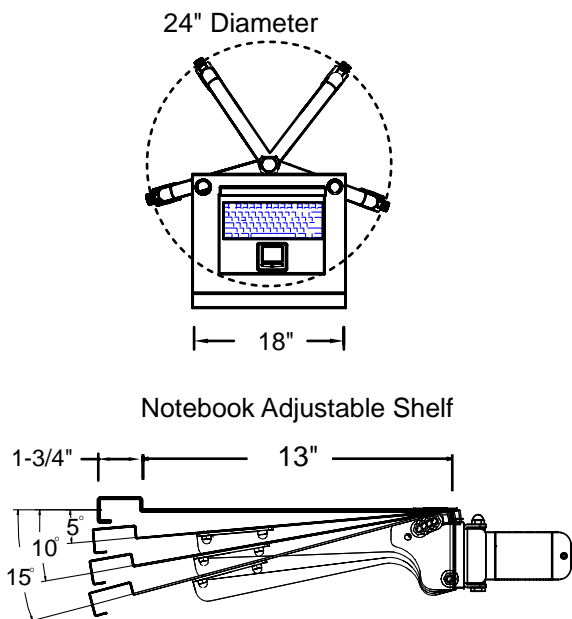


Item #	Illustration	Part Number & Description	Qty.	Assembly View
1		94-00142-000 60" Post with Tapered End	1	 <p>Push Casters into bottom of Base as shown</p>
2		15-00051-015 Notebook Adjustable Shelf	1	
3		15-00220-024 Easy Mount Comfort Grip Handle	1	
4		94-00127-004 Base with 3 Lockable Casters	1	
5		15-00202-024 Circular Base Stabilizer	1	
6		83-28001-019 M8 x 45mm Socket Head	1	

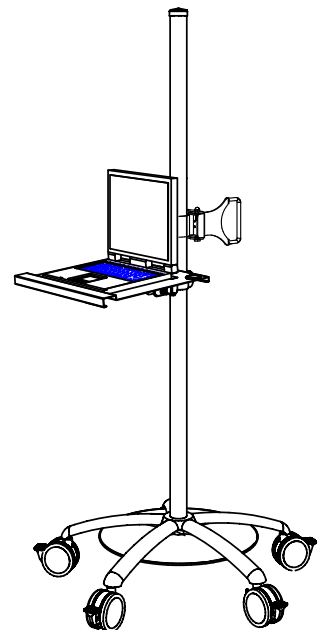
Side Elevation



Plan View



Assembled View



UNLESS OTHERWISE SPECIFIED
 DIMENSIONS ARE IN INCHES
 TOLERANCES
 2 PL DECIMALS ± .01
 3 PL DECIMALS ± .005

NEXT ASS'Y:

DATE: