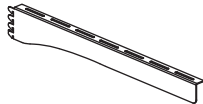

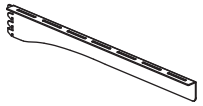

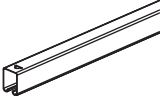

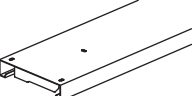



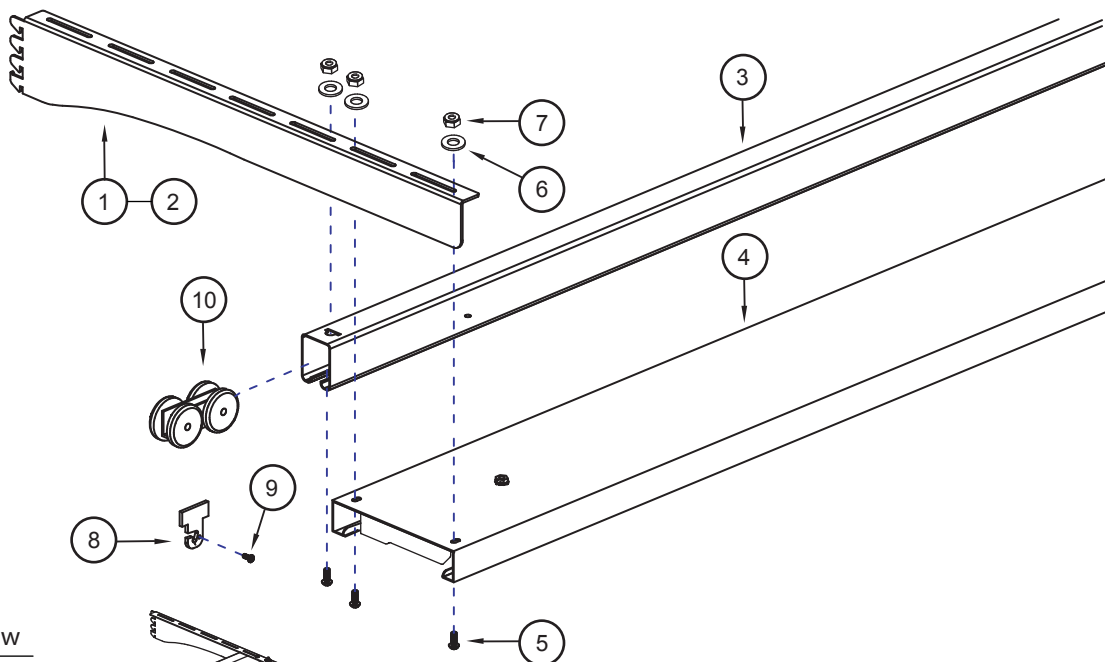
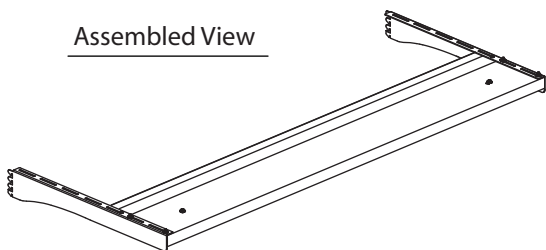


Item #	Illustration	Part Number & Description	QTY,	Item #	Illustration	Part Number & Description	QTY,
1		83-04000-117 Overhead Support Bracket Left	1	6		83-28004-005 1/4" Washer	6
2		83-04000-118 Overhead Support Bracket Right	1	7		83-28002-040 1/4-20 Nut with Nylon insert	6
3		1207ALL 83-04000-200 Steel Roller Track	1	8		83-04000-111 Trolley Hook	8
4		23-10000-008 Light Channel Assembly	1	9		1106MPP 83-28001-039 10-32 x 3/8" Pan Hd.	2
5		83-28001-160 1/4-20 x 3/4" Button Hd.	6	10		10075A41 83-04000-205 Delrin Sleeve Bearing	2

Exploded View



Assembled View



UNLESS OTHERWISE SPECIFIED
DIMENSIONS ARE IN INCHES
TOLERANCES
2 PL DECIMALS ± .01
3 PL DECIMALS ± .005

NEXT ASS'Y:

DATE: 08/14/08

hergo